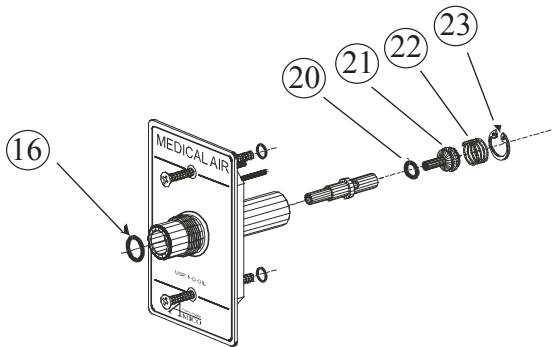


specifications

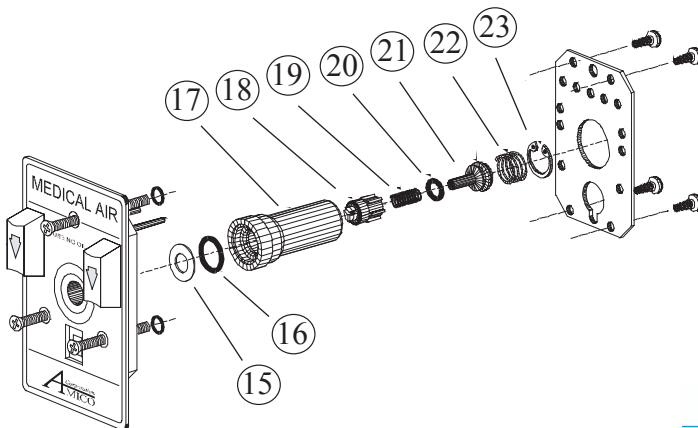
OUTLET CARE

Outlets manufactured by Amico Corporation are ALL cleaned for Oxygen service. USE NO OIL when operating or cleaning the outlets. Outlets must be checked for wear, damage and proper function once a year. Outlets subject to high use should be inspected at least every three months.

DISS Latch-Valve Assembly



CHEMETRON/OHMEDA Latch-Valve Assembly



model numbers

Repair Kit Part Number: **O-RK-LVA-DIS**

- #16a O-ring (Nitrogen)
- #16b O-ring (Vacuum)
- #16c O-ring (N2O)
- ***Oxygen has no O-ring***
- #20 Primary Check-Valve O-ring
- #21 Brass Primary Check-Valve
- #22 Primary Check-Valve Spring
- #23 C-Clip Primary Check-Valve

*Compatible with all gases

Repair Kit Part Number: **O-RK-LVA-QD**

- #15 Stainless Washer
- #16 O-ring
- #18a Primary Dust Cap (Vacuum)
- #18b Primary Dust Cap (All Gases)
- #19 Primary Dust Cap Spring
- #20 Primary Check-Valve O-ring
- #21 Brass Primary Check-Valve
- #22a Primary Check-Valve Spring (Vacuum)
- #22b Primary Check-Valve Spring (All Gases)
- #23 C-Clip Primary Check-Valve

*Compatible with all gases

project

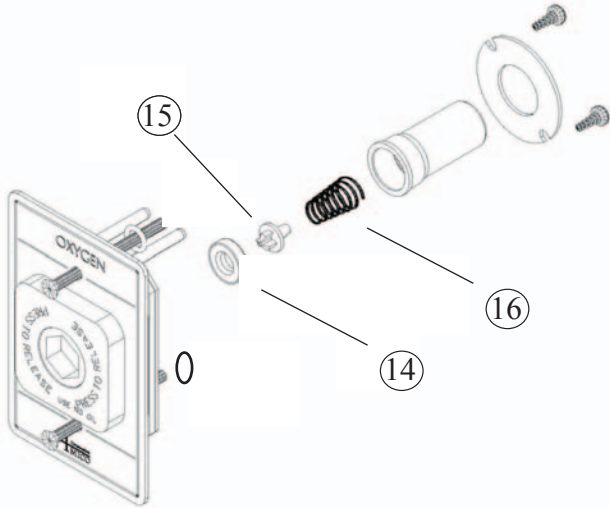
model numbers

PURITAN-BENNETT Latch-Valve Assembly

Repair Kit Part Number: **O-RK-LVA-PB**

- #14 Body Seal
- #15 Poppet for Body
- #16a Body Spring (All Gases)
- #16b Body Spring (Vacuum)

*Compatible with all gases

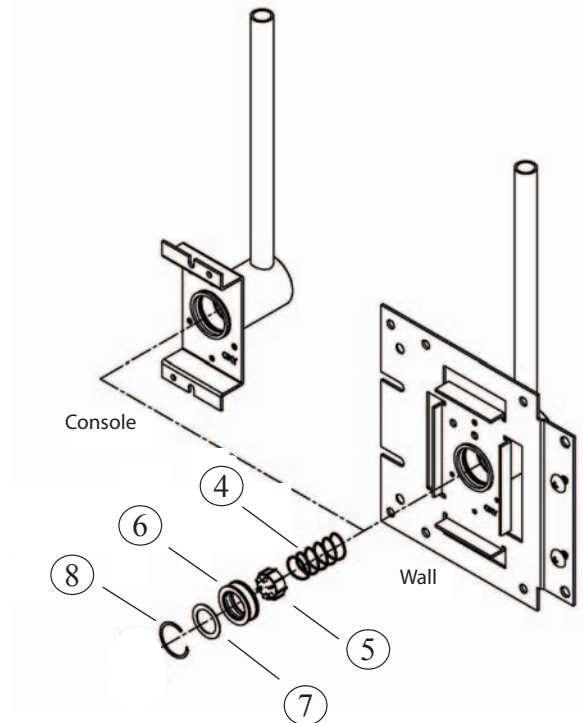


model numbers

Repair Kit Part Number: **O-RK-BAK**
(Back Body repair kit for Wall & Console)

- #4 Secondary Check-Valve Spring
- #5 Secondary Check-Valve
- #6 Seat/Seal
- #7 Washer
- #8 Retaining Ring

*Compatible with all gases



represented by: